

The Neighborhood Planning Process Summarized

Step 1: City Council selects the neighborhood for planning

Staff:

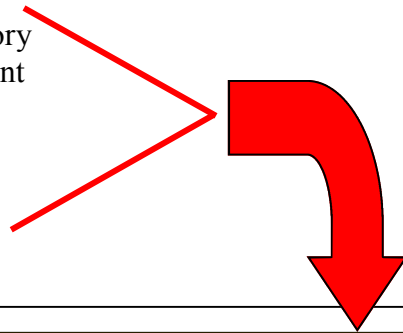
- Takes a field trip to the neighborhood for a walk about
- Conducts research about the planning area
- Gathers population and census data
- Sends a survey and 1st meeting notice to stakeholders by mail



Step 2: Neighborhood Workshops are held

Things that are discussed:

- Neighborhood as it exists & history
- Parks, Open Space & Environment
- Transportation
- Community Life
- Land Use Text & FLUM
- Zoning of selected parcels




Step 3: Staff writes the following 3 documents



Central West Austin
Neighborhood Plan

Neighborhood
Plan
Ordinance


Zoning
Ordinance



Step 4: All 3 documents go to Planning Commission & then City Council



**Planning
Commission**



City Council



Step 5: The neighborhood plan starts being implemented

- The neighborhood stakeholders and the City's Implementation Planner start checking off recommendations as they are completed.
- The neighborhood plan document is updated over the years as needed